

# How to Purchase Space Access (One Month) Through PayPal

You do not need a PayPal account to use this system. Here are the basic steps:

## STEP1:

Click on <http://space4ict.com/buy/spacepack01.aspx> and Click on Buy Now Yellow button

## STEP2:

If you have PayPal account, click on it. If you don't, start as a guest and enter your information, e.g., name, email, etc.

## STEP3:

Choose a credit card and proceed (it does not work on some American Express cards, maybe it will for yours, Visa and MasterCard work fine, just FYI) After payment processing, you will be asked to go back to NGE Solutions and you will see a page that will allow you to download the eBook and also get instant access to SPACE Tool for four months.

## STEP4:

You should get two emails from PayPal. One of them has the SPACE credentials you need. If you do not get two emails, probably you entered a wrong email (common typing error). If so, cancel the transaction and enter a correct email address. Also, the eBook cannot be downloaded to an Apple, you must use a Windows machine for eBook.

## STEP5:

Before using SPACE, you must go to [www.space4ict.com](http://www.space4ict.com), click on Planner Tab and then Planner Learning Corner. You will need to go through Stage0 and Stage1 materials before getting started.

The following screenshots show the main steps. Press on '?' if you have any questions

**STEP 1:** Go to <http://space4ict.com/buy/spacepack01.aspx> and click on the buy now button

The screenshot shows the website interface for purchasing 'Space Access (One Month)'. At the top, there is a logo for 'SPACE' with the tagline 'New frontier in Computer Aided Consulting' and a 'Login' button. Below the logo is a navigation menu with links for Home, About Us, SPACE Learning Corner, Our Projects, and Contact Us. A search bar is also present. The main content area features the product title 'Space Access (One Month)', the price 'Amount: 10.00\$', and a description 'Provides one month full access to SPACE and PISA.'. A prominent yellow 'Buy Now' button is highlighted with a red box, and below it are icons for MasterCard, Visa, and PayPal. The footer includes links for Feedback, Planner Tutorials, ICT Dictionary, and Glossary, along with copyright information: 'Copyright © 2016. All right reserve.' and 'Developed by NGE Solutions'.


**STEP 2:** If you have PayPal account, click on it. If you don't, start as a guest and enter your information, e.g., name, email, etc.

### Your order summary

Descriptions	Amount
Course Pack for Enterprise Integrat... Item number: coursepack01 Item price: \$50.00 Quantity: 1	\$50.00
<b>Item total</b>	<b>\$50.00</b>
<b>Total \$50.00 USD</b>	

### Choose a way to pay

PayPal securely processes payments for NGE Solutions.

[Have a PayPal account?](#)  Log in to your account to pay

[Don't have a PayPal account?](#)  
Pay as a guest now, sign up for PayPal later

Country:

First name:

Last name:

Address line 1:

Address line 2 (optional):

City/State:

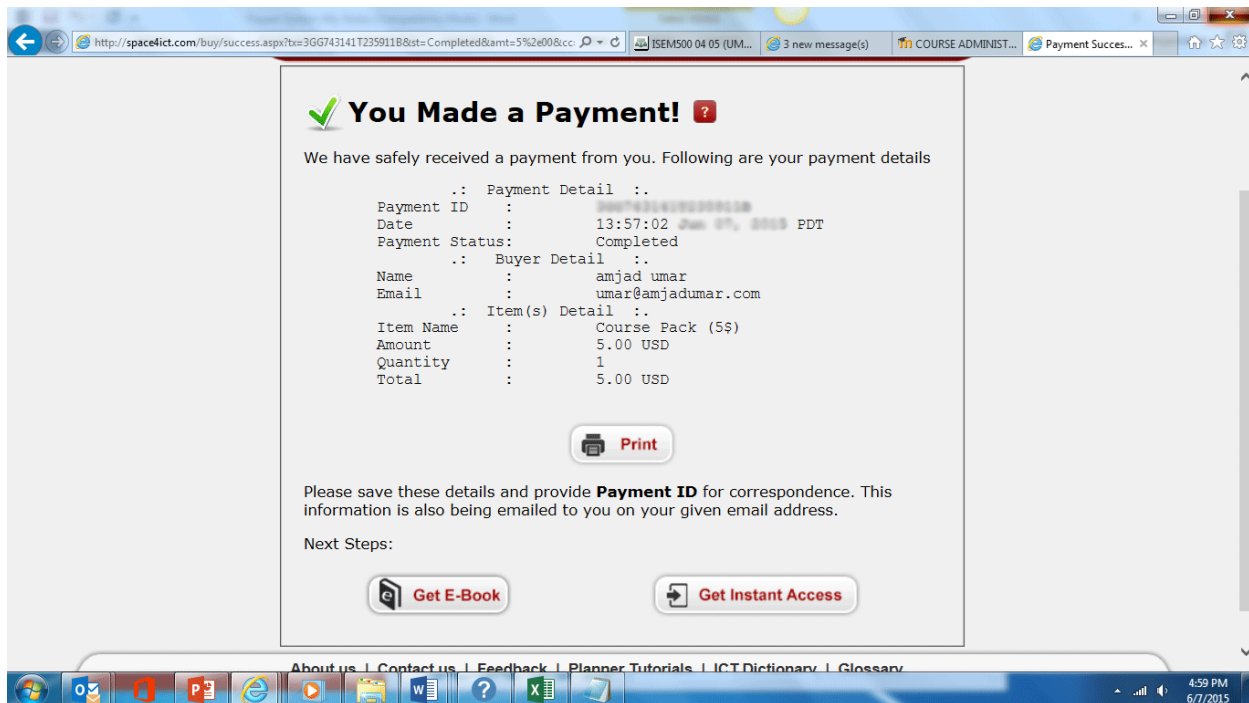
ZIP code:

Phone type:  [Why is this needed?](#)

Phone number:

Email:


**STEP 3:** Choose the credit card and proceed. After payment, you will be asked to go back to NGE Solutions and you will see the following Payment Acknowledgement screen that will allow you to download the eBook and get instant access to SPACE Tool for four months.



**✓ You Made a Payment!**



We have safely received a payment from you. Following are your payment details

```
..: Payment Detail ..:
Payment ID   : 306743141T2359118&st=Completed&amt=5%2a00&cc=
Date        : 13:57:02 Jan 07, 2015 PDT
Payment Status: Completed
..: Buyer Detail ..:
Name        : amjad umar
Email       : umar@amjadumar.com
..: Item(s) Detail ..:
Item Name   : Course Pack (5$)
Amount     : 5.00 USD
Quantity   : 1
Total      : 5.00 USD
```

 **Print**

Please save these details and provide **Payment ID** for correspondence. This information is also being emailed to you on your given email address.

Next Steps:

 **Get E-Book**       **Get Instant Access**

About us | Contact us | Feedback | Planner Tutorials | ICT Dictionary | Glossary

4:59 PM 6/7/2015

**STEP 4:** If you click on “Get Instant Access, you will see the following page. SPACE will serve as an additional text for this course. Before using SPACE, you must go to [www.space4ict.com](http://www.space4ict.com), click on Planner Tab and then Planner Learning Corner. You will need to go through Stage0 and Stage1 materials to get started.

**Create An Account Instantly** ?

**1. Personal Information** ?

**Full Name:**  \*

**Telephone:**

**Company:**

**Country:**  \*

**How did you find this site?**  \*

**Comments/Additional Information**

**2. Login Information** ?

**Email Address:**  \*

**Password:**  \*

**Confirm Password:**  \*

**3. Strategic Planner Background** ?

The following tutorials, video clips and documents, given on the Learning Corner for Planning (<http://ngesolutions.com/learning/strap.htm>), are intended to give you some basic information about strategic ICT planning that will make your experience highly beneficial.

**Please indicate which of these documents you have already reviewed:**

- \*  **Short Tutorial on Strategic Planning** (Required)
- \*  **Computer Aided Strategic Planner Overview Doc** (Required)
- \*  **Instructions for the First Time User** (Required)